



RAJAPALAYAM RAJUS' COLLEGE, RAJAPALAYAM
(A Linguistic Minority Co-Educational Institution & Affiliated to Madurai Kamaraj University)
(Re-Accredited with 'B++' Grade 2.93 / 4.00 by NAAC)
RAJAPALAYAM – 626117

INTERNAL QUALITY ASSURANCE CELL

NAAC AQAR – 2022 –2023

Criterion – II – Teaching – Learning and Evaluation

2.7.1 Student Satisfaction Survey (SSS)

Source: *IQAC, Coordinator*,
No. of students: **541**

For the **NAAC AQAR (2022-2023)**, **Students Satisfaction Survey (SSS)** was conducted among the students of the college through the college website. The questionnaire has been framed based on NAAC guidelines. Students rate the question in a scale of 0 to 4. The result of this survey is based on the response of **541 students**. The summary is displayed on the college website and it is also presented in the IQAC meeting.

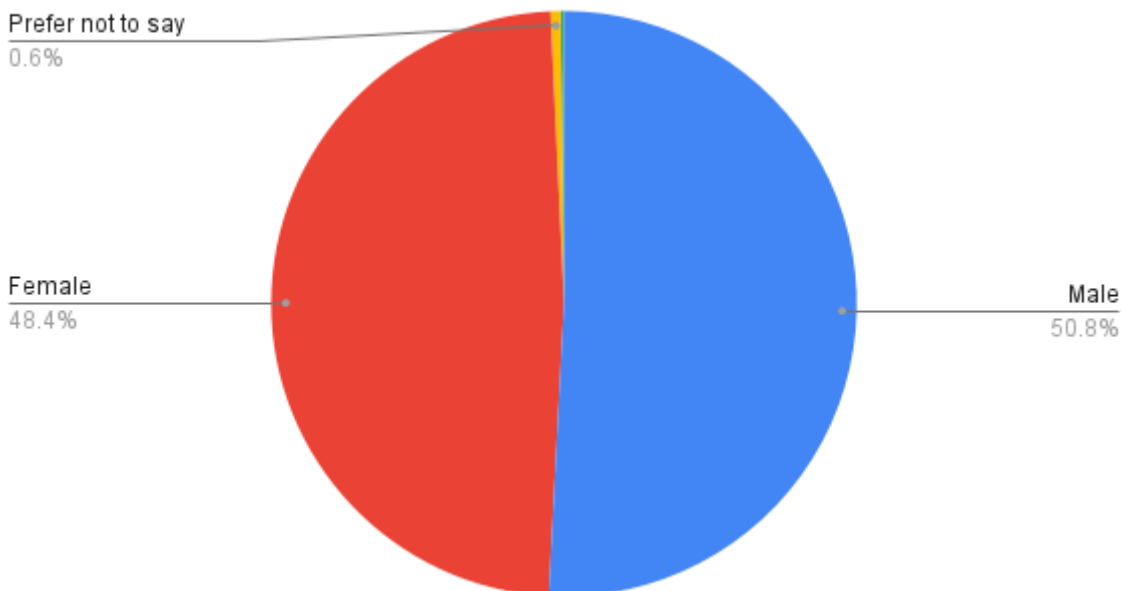
Number of responses received for the (SSS) survey = 541 Students.

- 1 How much of the syllabus was covered in the class?
- 2 How well did the teachers prepare for the classes?
- 3 How well were the teachers able to communicate?
- 4 The teacher's approach to teaching can best be described as
- 5 Fairness of the internal evaluation process by the teachers.
- 6 Was your performance in assignments discussed with you?
- 7 The institute takes active interest in promoting internship, student exchange, field visit opportunities for students.
- 8 The teaching and mentoring process in your institution facilitates you in cognitive, social and emotional growth.
- 9 The institution provides multiple opportunities to learn and grow.
- 10 Teachers inform you about your expected competencies, course outcomes and programme outcomes.
- 11 Your mentor does a necessary follow-up with an assigned task to you.

- 12 The teachers illustrate the concepts through examples and applications.
- 13 The teachers identify your strengths and encourage you with providing right level of challenges.
- 14 Teachers are able to identify your weaknesses and help you to overcome them.
- 15 The institution makes effort to engage students in the monitoring, review and continuous quality improvement of the teaching learning process.
- 16 The institute/ teachers use student centric methods, such as experiential learning, participative learning and problem-solving methodologies for enhancing learning experiences.
- 17 Teachers encourage you to participate in extracurricular activities.
- 18 Efforts are made by the institute/ teachers to inculcate soft skills, life skills and employability skills to make you ready for the world of work.
- 19 What percentage of teachers use ICT tools such as LCD projector, Multimedia, etc. while teaching?
- 20 The overall quality of teaching-learning process in your institute is very good.

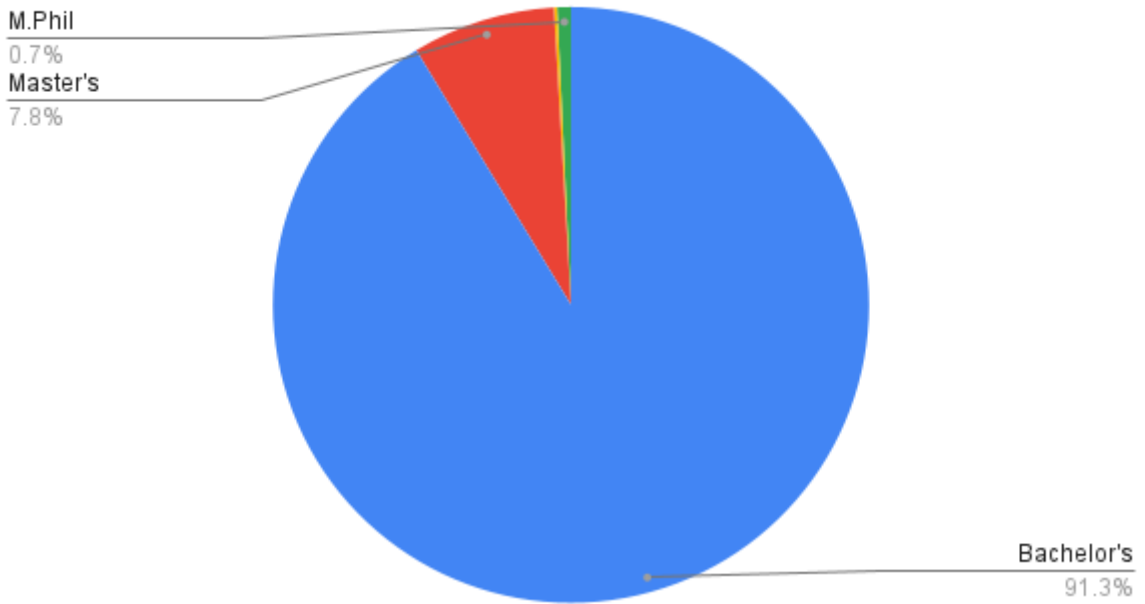
Information related to Gender, Degree Program and Area of subject currently pursuing

A) Gender

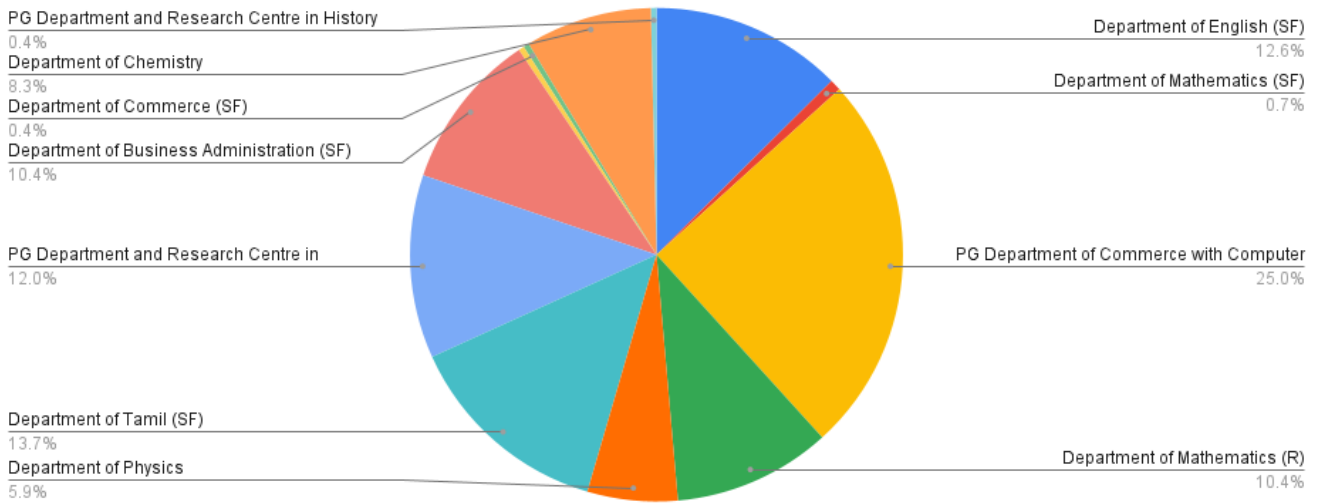


Among the 541 student respondents 50.8% are males while 48.4% are females.

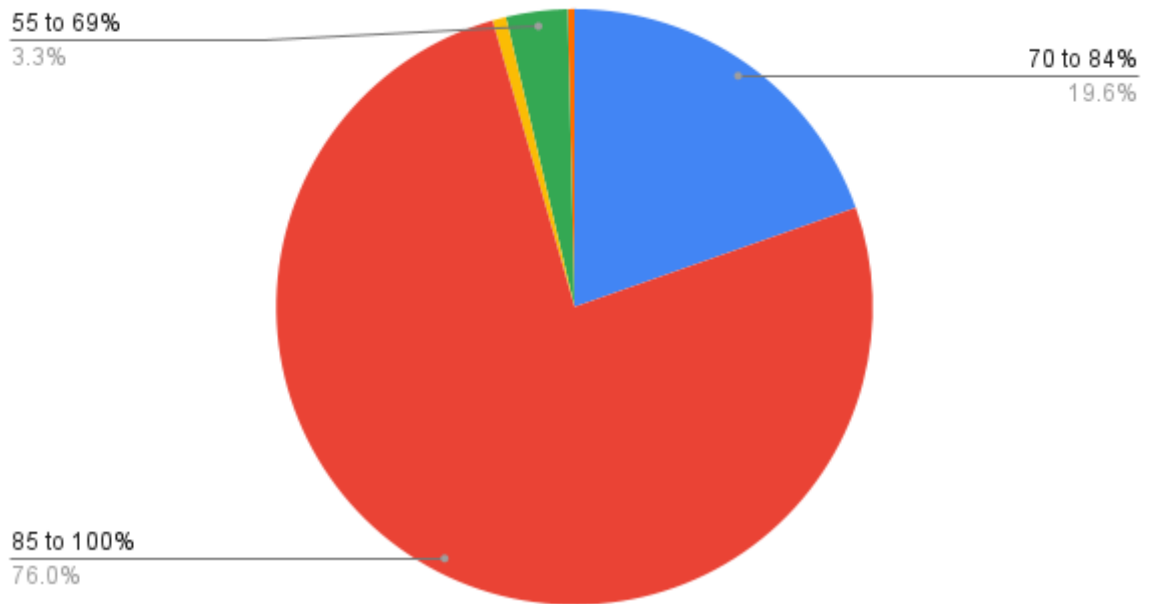
B) What degree program you are pursuing now?



Count of Department

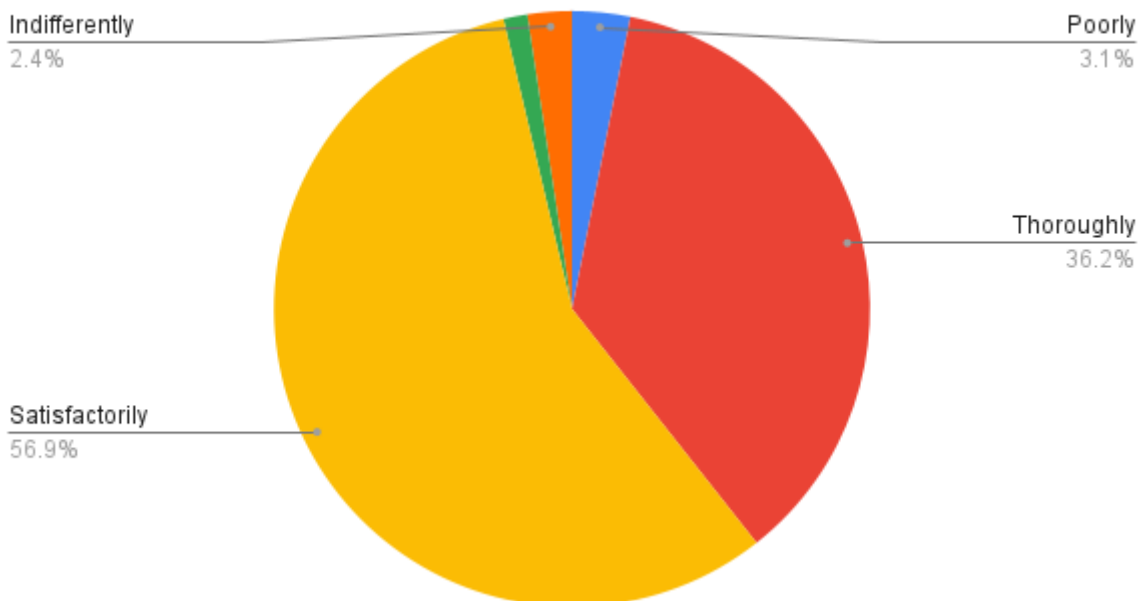


1. How much of the syllabus was covered in the class?



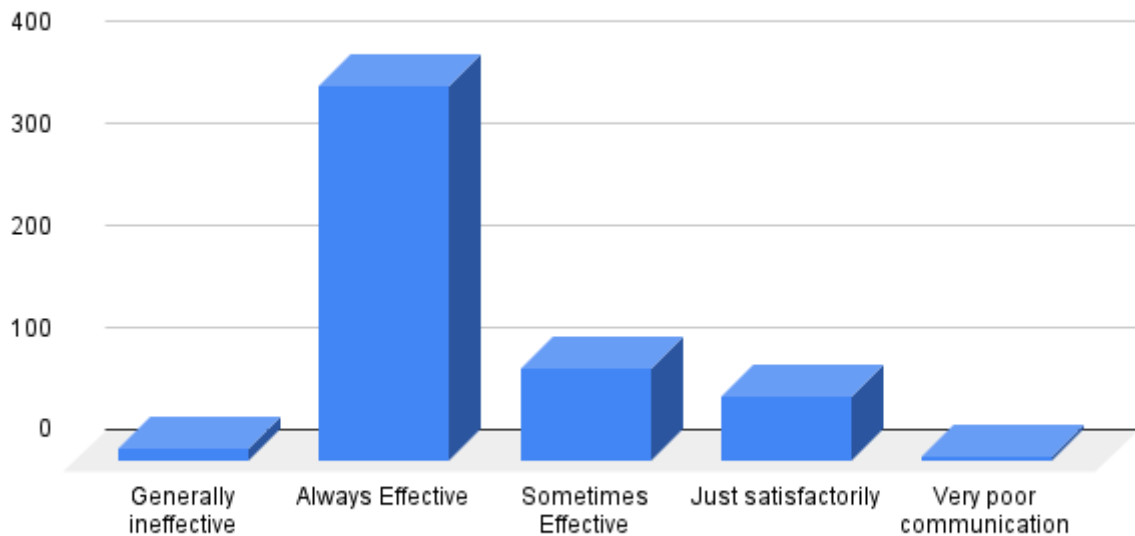
Out of 541 students 106 (19.6%) said that 70-84% of the syllabus was covered in the class while 411 (76 %) students said that 85-100% of the syllabus was covered in the class.

2. How well did the teachers prepare for the classes?



Out of 541 students 196 (36.2%) students confirmed that teachers prepared thoroughly for the class, 308 (56.9 %) said teachers prepared satisfactorily while 13 (2.4 %) said they were indifferent.

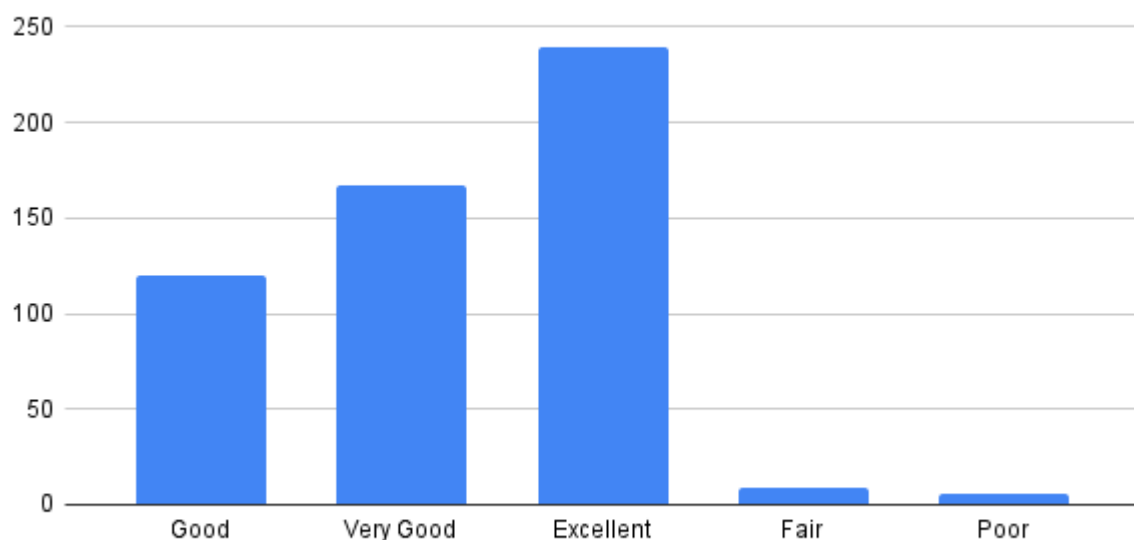
3. How well were the teachers able to communicate?



Count of 3. How well were the teachers able to communicate?

Out of 541 students 368 (68%) said that the teachers were always able to communicate effectively, 92 (17%) said that they were sometimes effective while 4(0.7 %) said teachers were very poor in communication.

4. The teacher's approach to teaching can best be described as



Count of 4. The teacher's approach to teaching can best be described as

Out of 541 students 239 (44.2%) said that the teacher's approach to teaching can best be described as excellent, 167 (30.9%) said it was very good, 120 (22.2%) said Good, 9(1.7%) said fair while 6 (1.1 %) said it was poor.

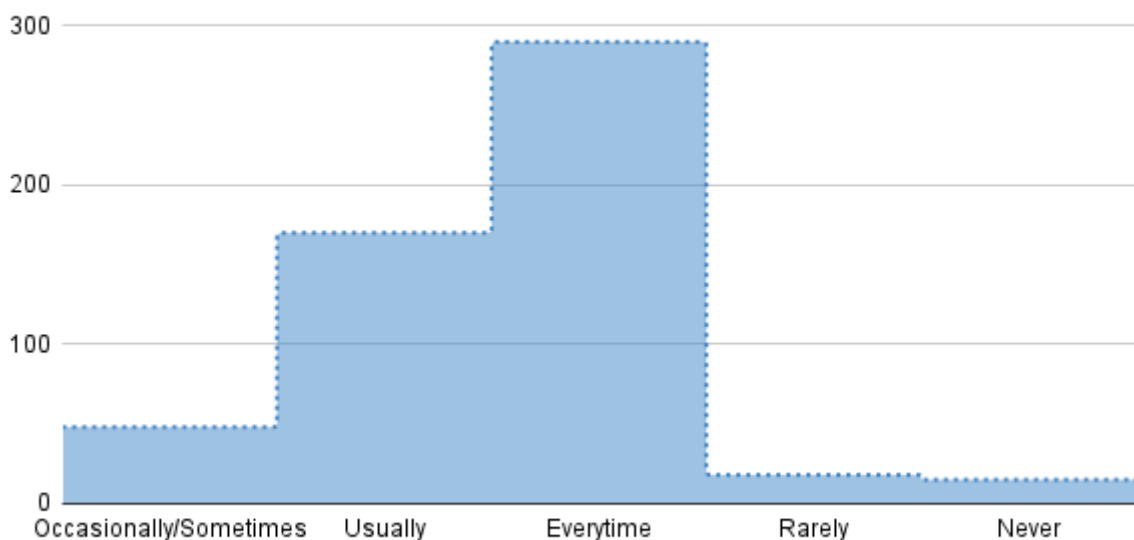
5. Fairness of the internal evaluation process by the teachers.



Count of 5. Fairness of the internal evaluation process by the teachers.

In all 295 students (54.5%) confirmed that the internal evaluation by the teachers was always Fair while 157(29%) said that they were usually Fair.

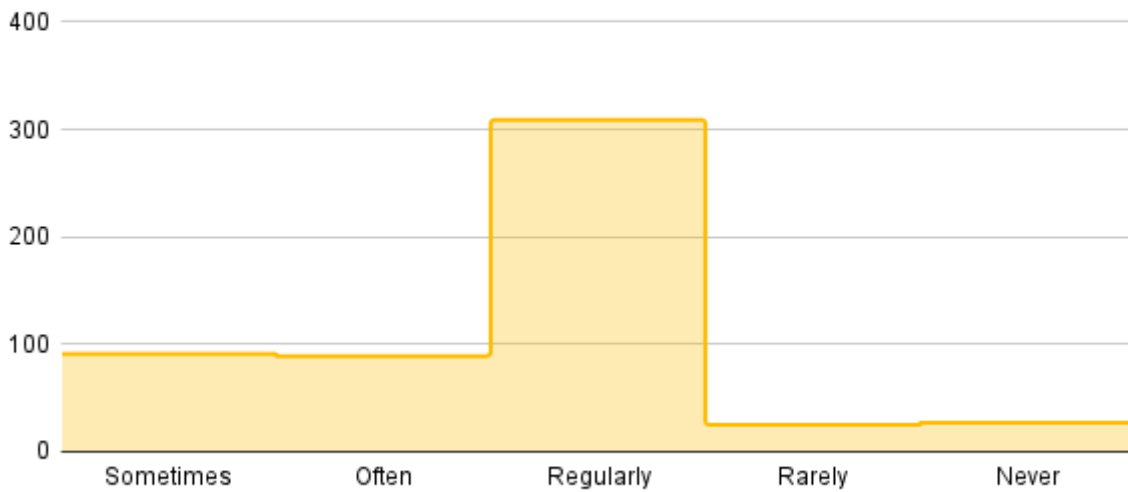
6. Was your performance in assignments discussed with you?



Count of 6. Was your performance in assignments discussed with you?

Of the 541 students 420(49.1%) students confirmed that their performance in assignments were every time discussed with them, 170(31.4%) said usually and 15(2.8%) said never.

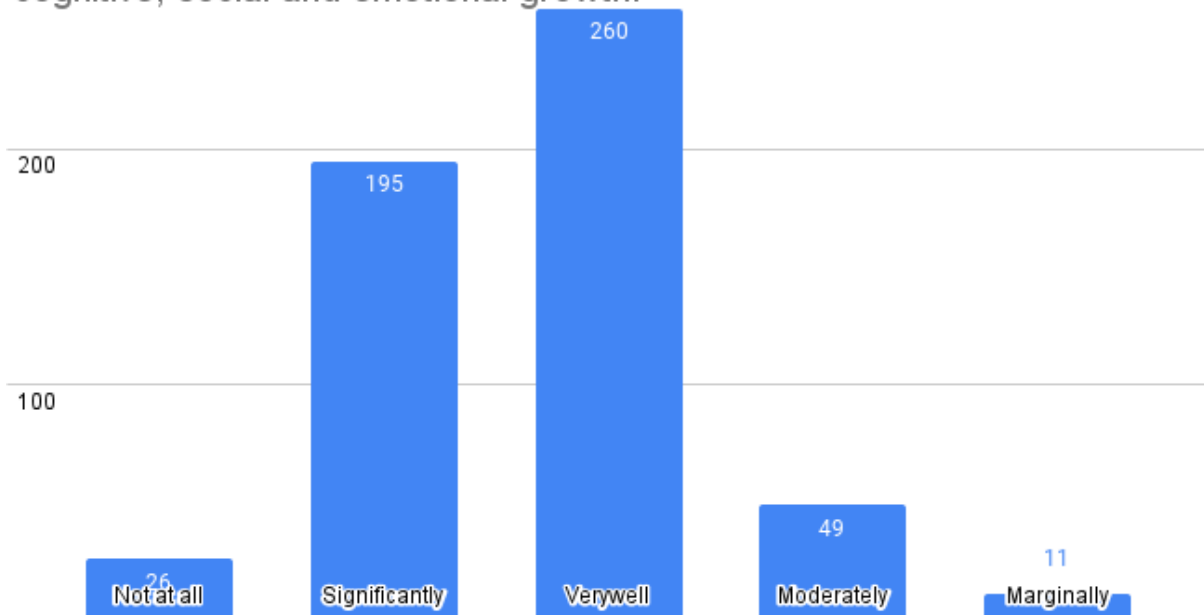
7. The institute takes active interest in promoting internship, student exchange, field visit opportunities for students.



Count of 7. The institute takes active interest in promoting internship, student exchange, field visit

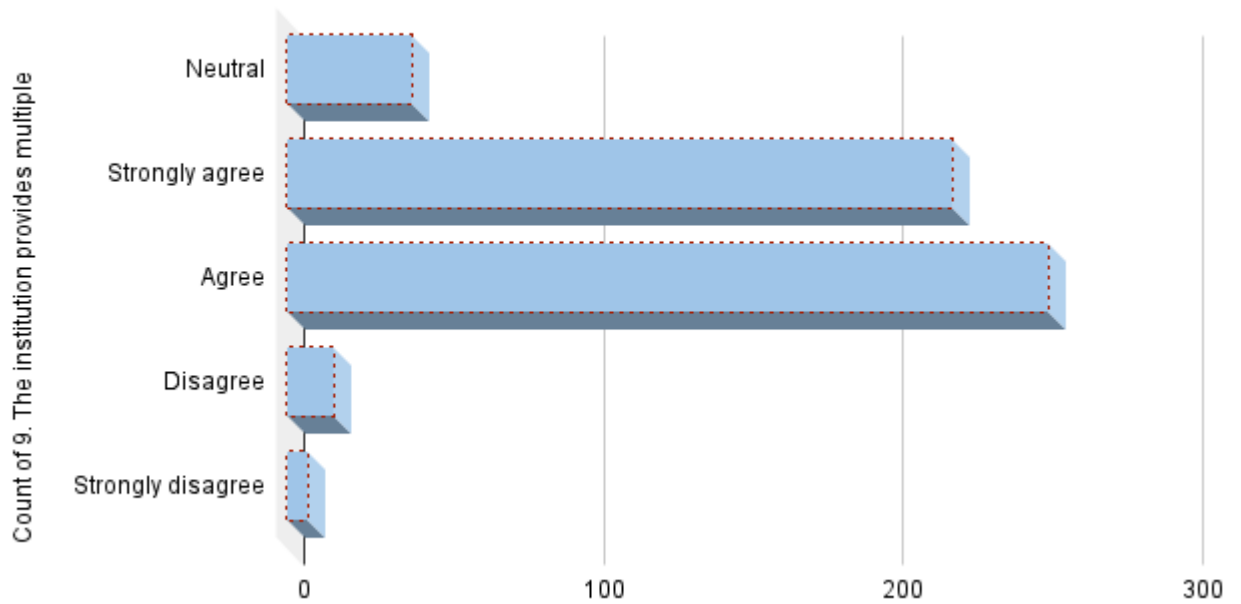
Among the 541 student respondents 309 (57.1%) said that the institute takes active interest in promoting internship, student exchange, field visit opportunities regularly, 91 (16.8%) said often while 89 (16.9%) said sometimes.

8. The teaching and mentoring process in your institution facilitates you in cognitive, social and emotional growth.



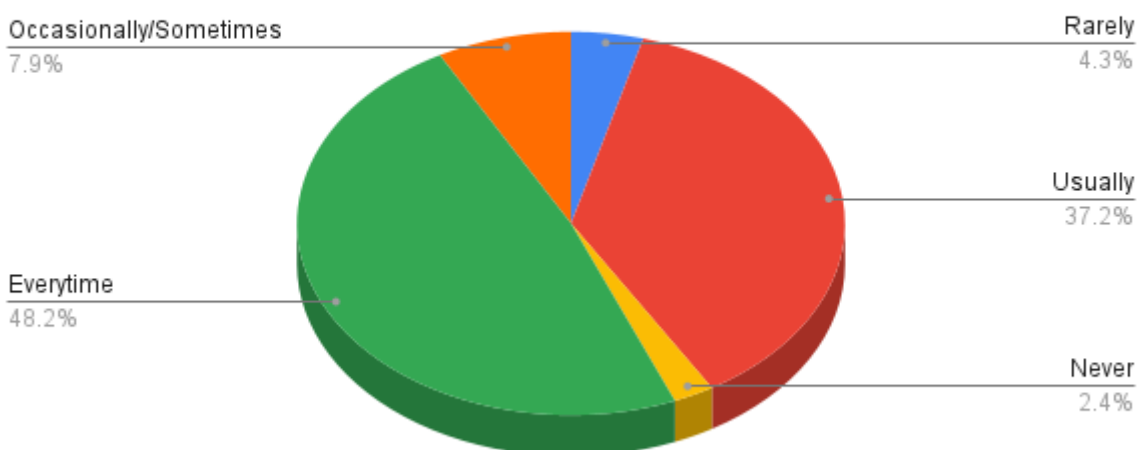
When asked whether the teaching and mentoring process in the institution facilitates in cognitive, social and emotional growth, 260 (48.1%) respondents said very well, 195(48.1%) said significantly, 49 (9.1%) said moderately, 11 (2%) marginally and 26 (4.8%) not at all.

9. The institution provides multiple opportunities to learn and grow



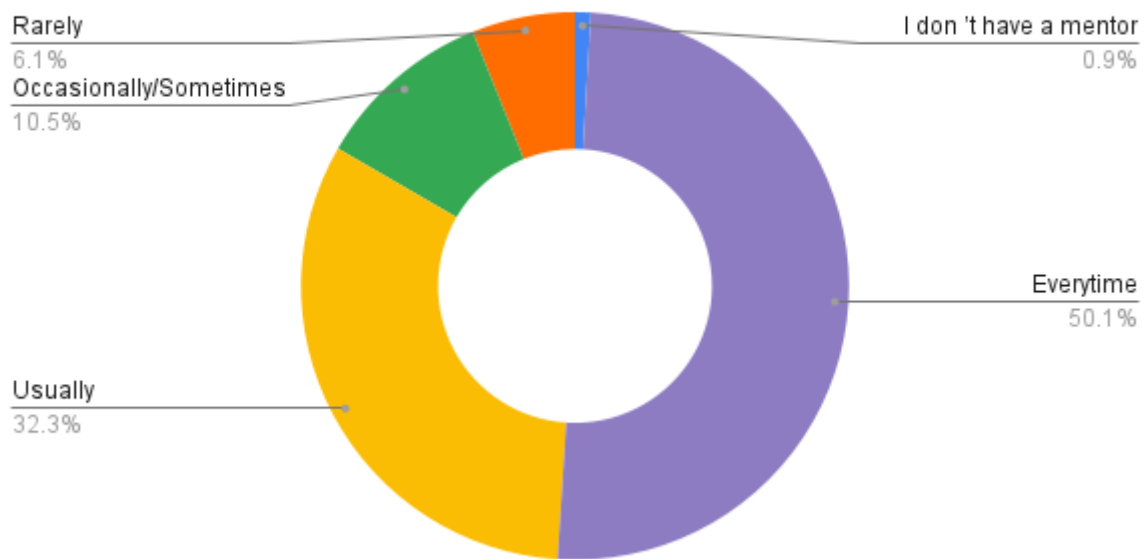
Of the 541 students 254(47%) agreed that the institution provides multiple opportunities to learn and grow, 222(41%) strongly agreed, 42(7.8%) were neutral, 16 (3%) disagreed while 7 (1.3%) strongly disagreed.

10. Teachers inform you about your expected competencies, course outcomes and programme outcomes



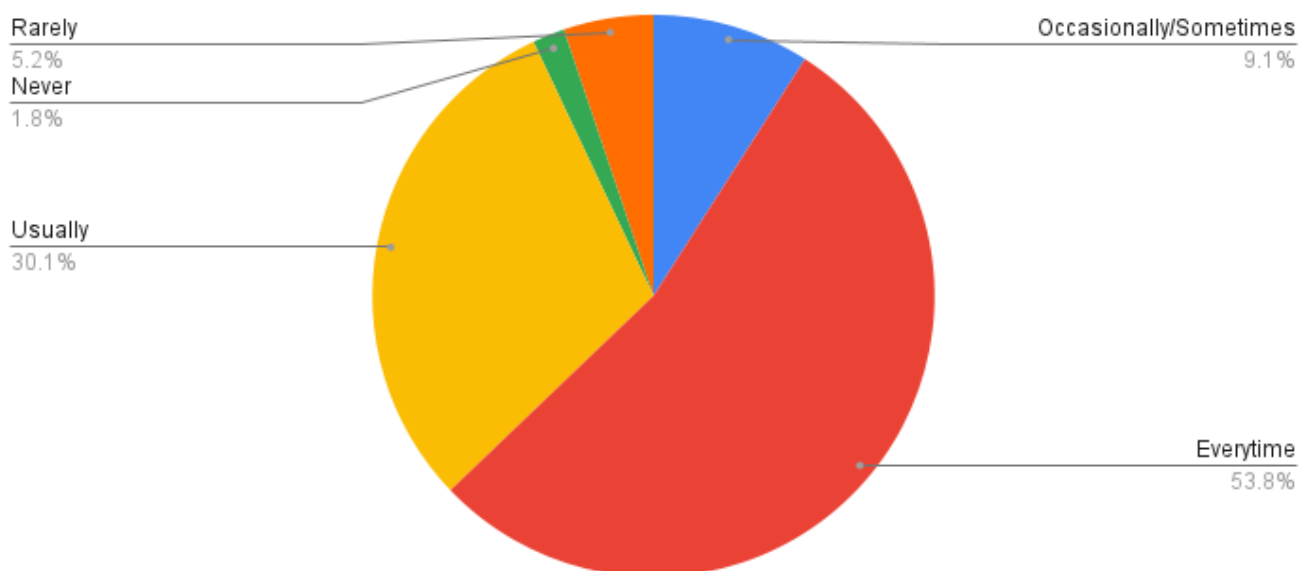
When asked whether the teachers informed about expected competencies, course outcome and programme outcomes 261 respondents (48.2%) said every time, 201 respondents (37.2%) said usually and 43 (7.9%) said occasionally/sometimes.

11. Your mentor does a necessary follow-up with an assigned task to you.



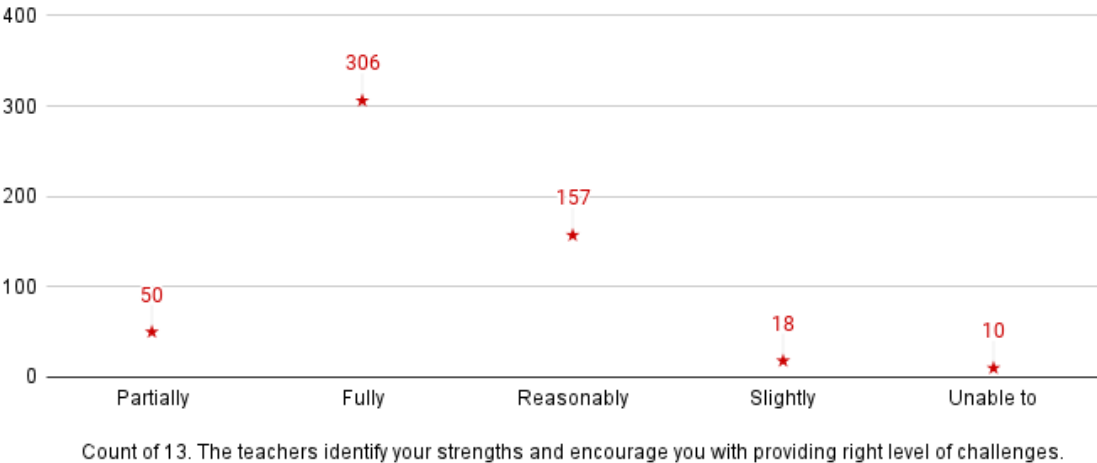
Out of the 541 students 271 (50.1%) students said that their mentor every time follows up the assigned task, 175(32.3%) said usually and 57(10.5%)said occasionally.

12. The teachers illustrate the concepts through examples and applications.



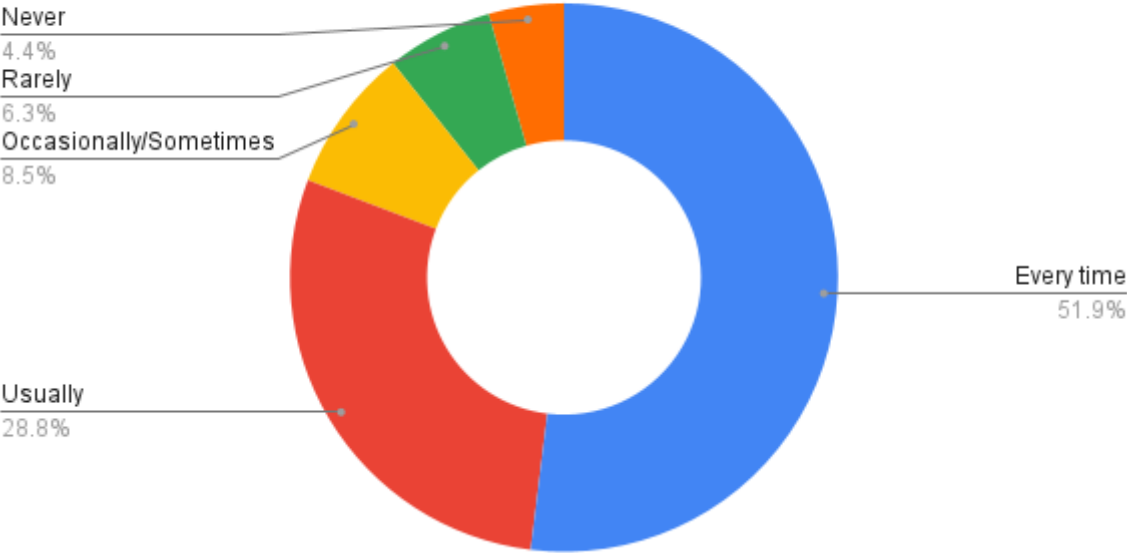
A majority of 291 (53.8%) students said that their teacher illustrates the concepts through examples and applications while 163 (30.1%) said usually.

13. The teachers identify your strengths and encourage you with providing right level of challenges.



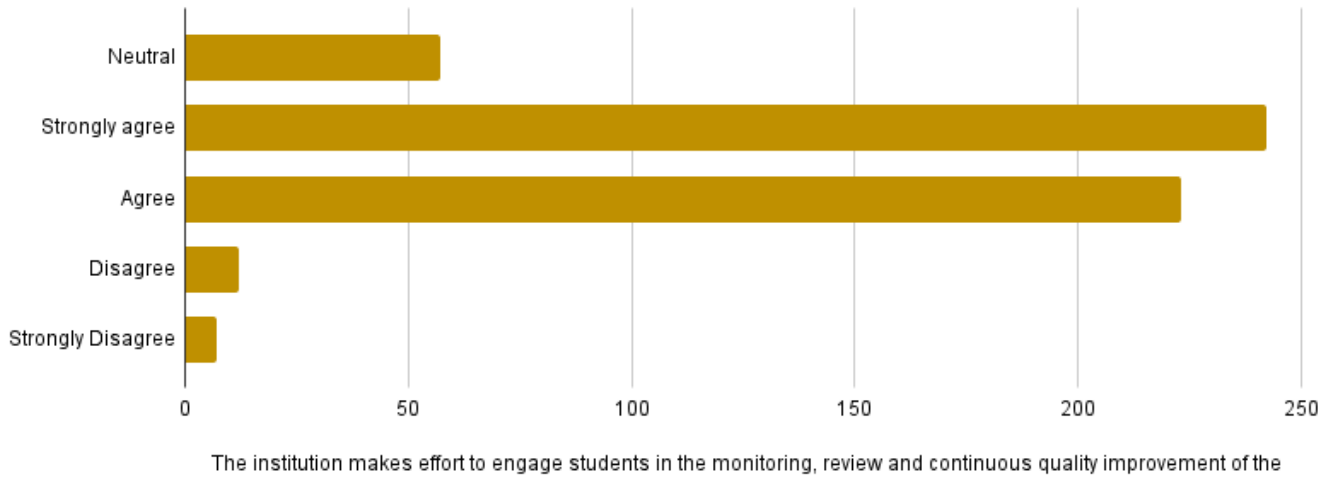
Of the 541 respondents, a majority of 306 (56.6%) students said that their teachers identify their strengths and encourage them with providing right level of challenges fully and 157 (29%) said reasonably.

14. Teachers are able to identify your weaknesses and help you to overcome them.



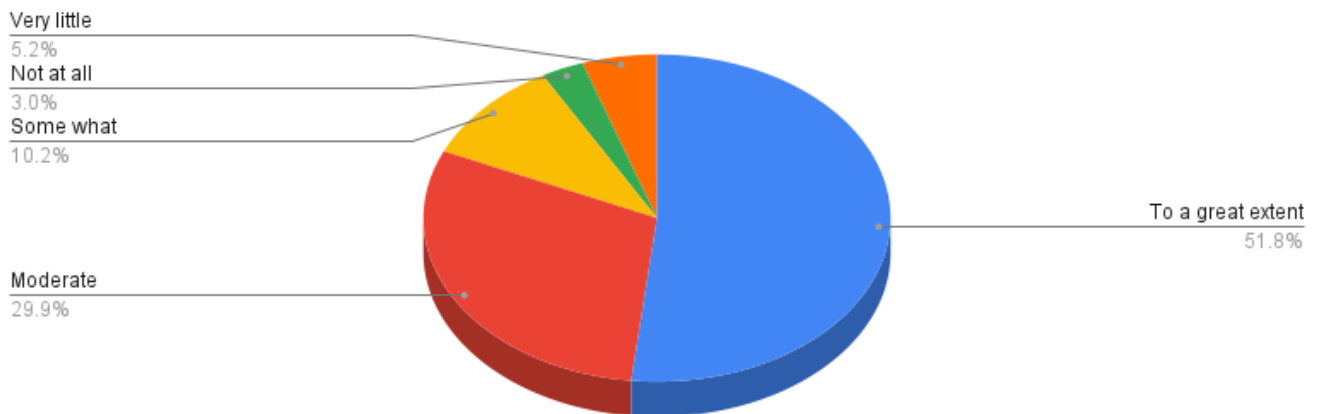
Of the 541 student respondents, 281(51.9%) students said that teachers were able to identify their weakness and help to overcome them every time and 156 (28.8%) said usually

15. The institution makes effort to engage students in the monitoring, review and continuous quality improvement of the teaching learning process.



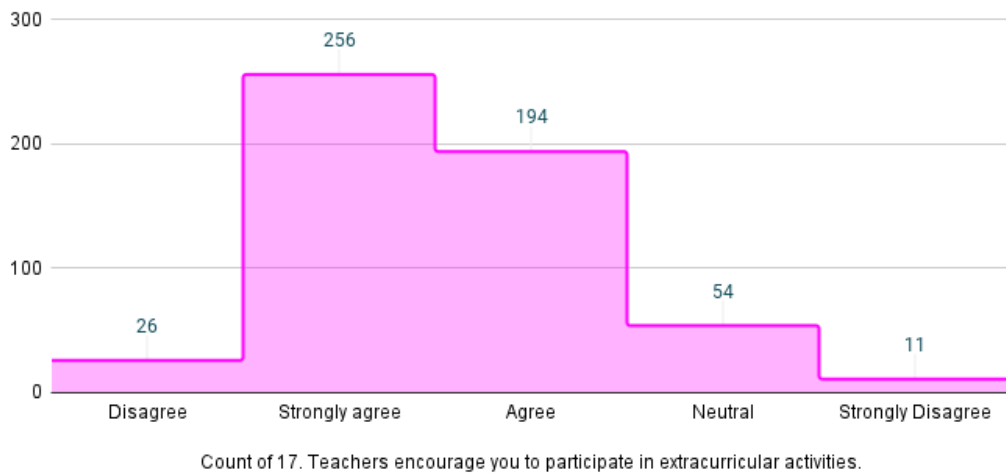
Of the 541 student respondents a majority of 242(44.7%) agreed that the institution makes effort to engage students in the monitoring, review and continuous quality, 223(41.2%) strongly agreed while 7(1.3%) strongly disagreed.

16. The institute/ teachers use student centric methods, such as experiential learning, participative learning and problem solving methodologies for enhancing learning



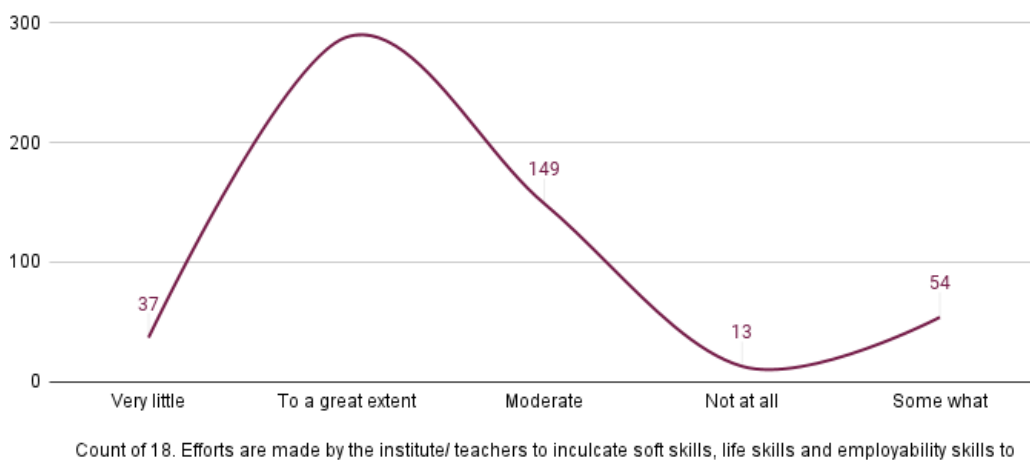
Among the 541 respondents a majority of 280 (51.8%) students confirmed that the institute / teachers use student centric methods such as experiential learning, participative learning to a great extent and 162 (29.9%) said they moderately used.

17. Teachers encourage you to participate in extracurricular activities.



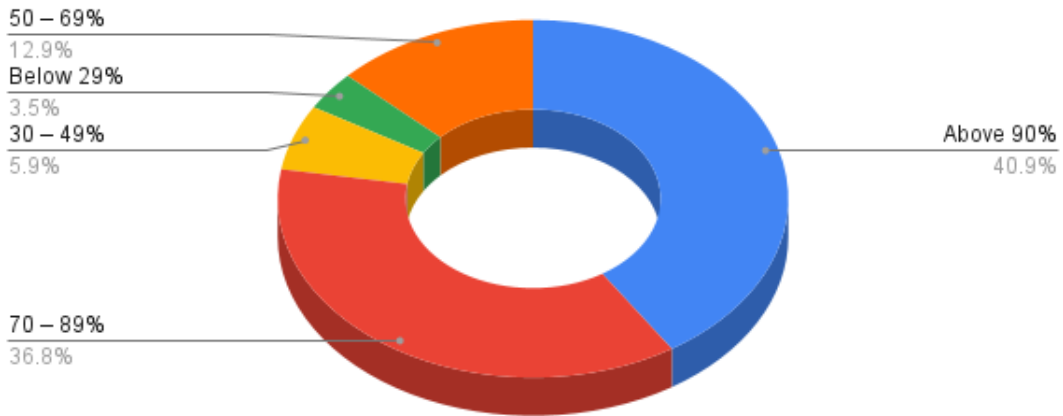
When asked if the teachers encourage them to participate in extracurricular activities a majority of 256 (47.3%) students strongly agreed and 194 (35.9%) students agreed.

18. Efforts are made by the institute/ teachers to inculcate soft skills, life skills and employability skills to make you ready for the world of work.



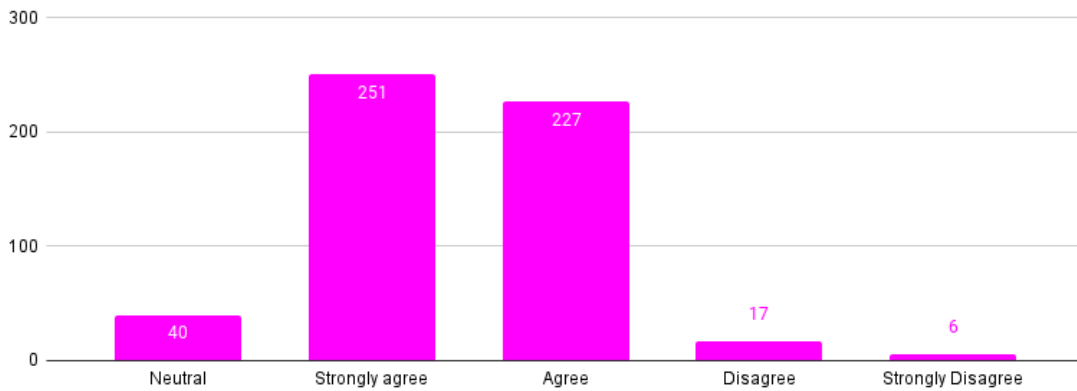
When asked whether the efforts made by the institute / teachers to inculcate soft skills, life skills and employability skills a majority of 288 (53.2%)students said to a great extent, 149 (27.5%) said moderately while 13(2.4%) said not at all.

19. What percentage of teachers use ICT tools such as LCD projector, Multimedia, etc. while teaching.



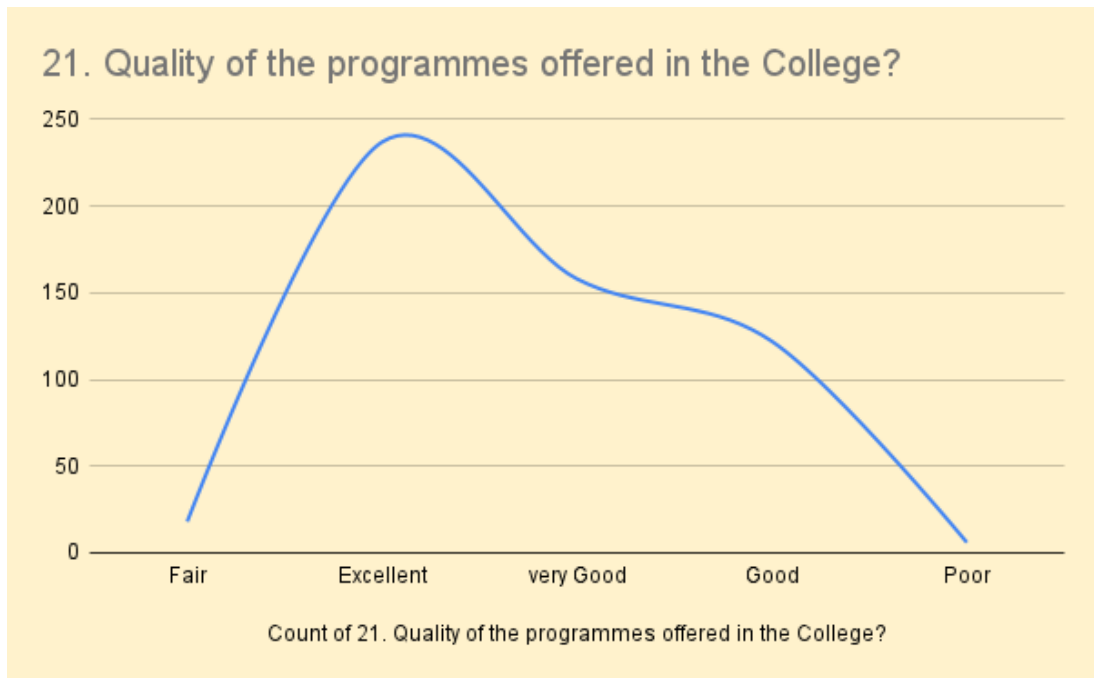
Of the 541 student respondents 221 (40.9%) students 199 (36.8%) confirmed that 70-89%, 70(12.9%) said 50-69%.

20. The overall quality of teaching-learning process in your institute is very good.

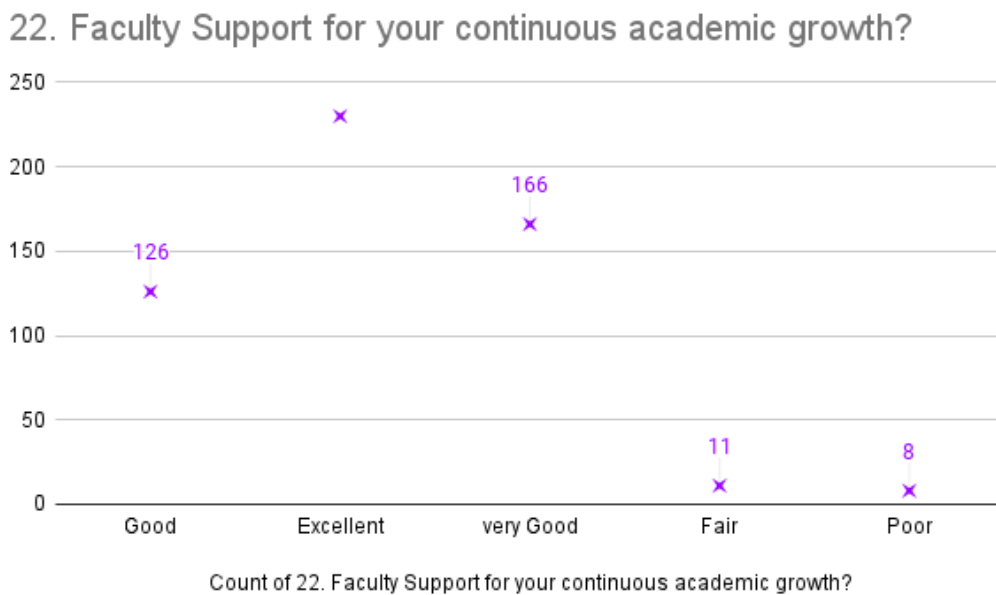


Count of 20. The overall quality of teaching-learning process in your institute is very good.

Of the 541 student respondents a majority of 251 (46.4%) said the overall quality of teaching-learning process in the institute is very good and 227 (42%) agreed .



Of the 541 student respondents a majority of 237(43.8%) students said the quality of the programmes offered in the college is very good, 158 (29.2%) said very good while 122(22.6%) said good.



Of the 541 student respondents a majority of 230(42.5%) students said the faculty support for continuous academic growth was excellent, 166(30.7%) said very good while 126 (23.3%) said it was good.

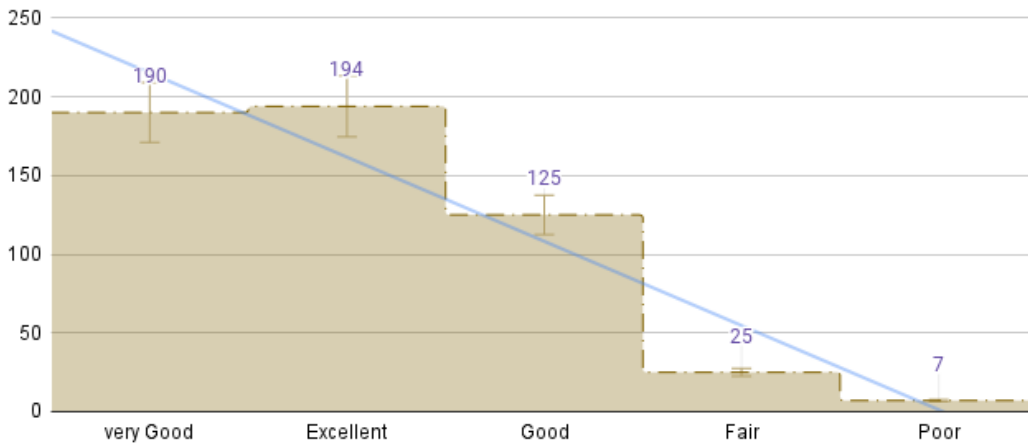
23. Library and laboratory facilities available in the campus promotes your academic pursuit



Library and laboratory facilities available in the campus promotes your academic pursuit

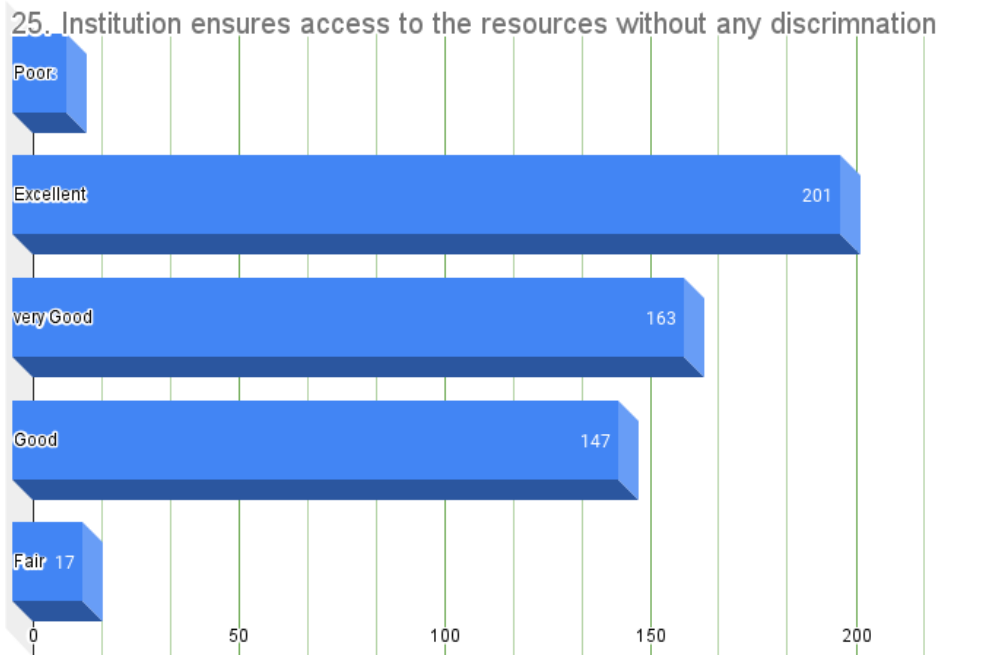
Of the 541 student respondents a majority of 232(42.9%) said the Library and laboratory facilities available in the campus promotes academic pursuit excellently, 163 (30.1%) said very good while 125(23.1%) said well.

24. Institution ensures fool proof safety measures for the students



Count of 24. Institution ensures fool proof safety measures for the students

Of the 541 student respondents a majority of 194 students (35.9%) confirmed that the institution ensures fool proof safety measures for the students excellently, 190(35.1%) said very good while 125 (23.1%) said well.



Of the 541 student respondents a majority of 201(37.2%) students said that the Institution excellently ensures access to the resources without discrimination 163(30.1%) said good while 147(27.2%) said well.